



**T680**



**KENWORTH.**  
The World's Best.



T680 76-Inch Sleeper





# T680



**BOLD**

**INTELLIGENT**

**PRODUCTIVE**

**REWARDING**

## **THE CONTINUED BENCHMARK IN PERFORMANCE AND PROFITABILITY**

Kenworth's T680 is a true game changer in the business of running trucks at a profit. Aggressive aerodynamic design. A fully integrated, highly efficient PACCAR Powertrain. Uptime engineering that results in an unmatched work ethic. Plus a level of luxury, craftsmanship and intuitive control that makes the T680 The Driver's Truck™ — a factor that helps every Kenworth fleet attract and retain the industry's best operators.

# T680 ADVANTAGE



## **THE CUTTING EDGE JUST GOT A WHOLE LOT SHARPER.**

Start with the most highly evolved aerodynamic long-haul tractor, the Kenworth T680. Add special factory-installed aerodynamic enhancements for the tractor that combine to reduce drag to an absolute minimum. Optimize the powertrain with the fuel efficient PACCAR MX-13 engine, PACCAR transmission and PACCAR drive axles. Incorporate Kenworth's Idle Management System, which eliminates the need to run the truck for off-duty temperature control. And integrate real-time reporting technology to help the driver run in the sweet spot for maximum fuel efficiency. Kenworth luxury, craftsmanship, reliability and driver satisfaction also come as part of the deal.



**KENWORTH**  
THE WORLD'S BEST.

## T680

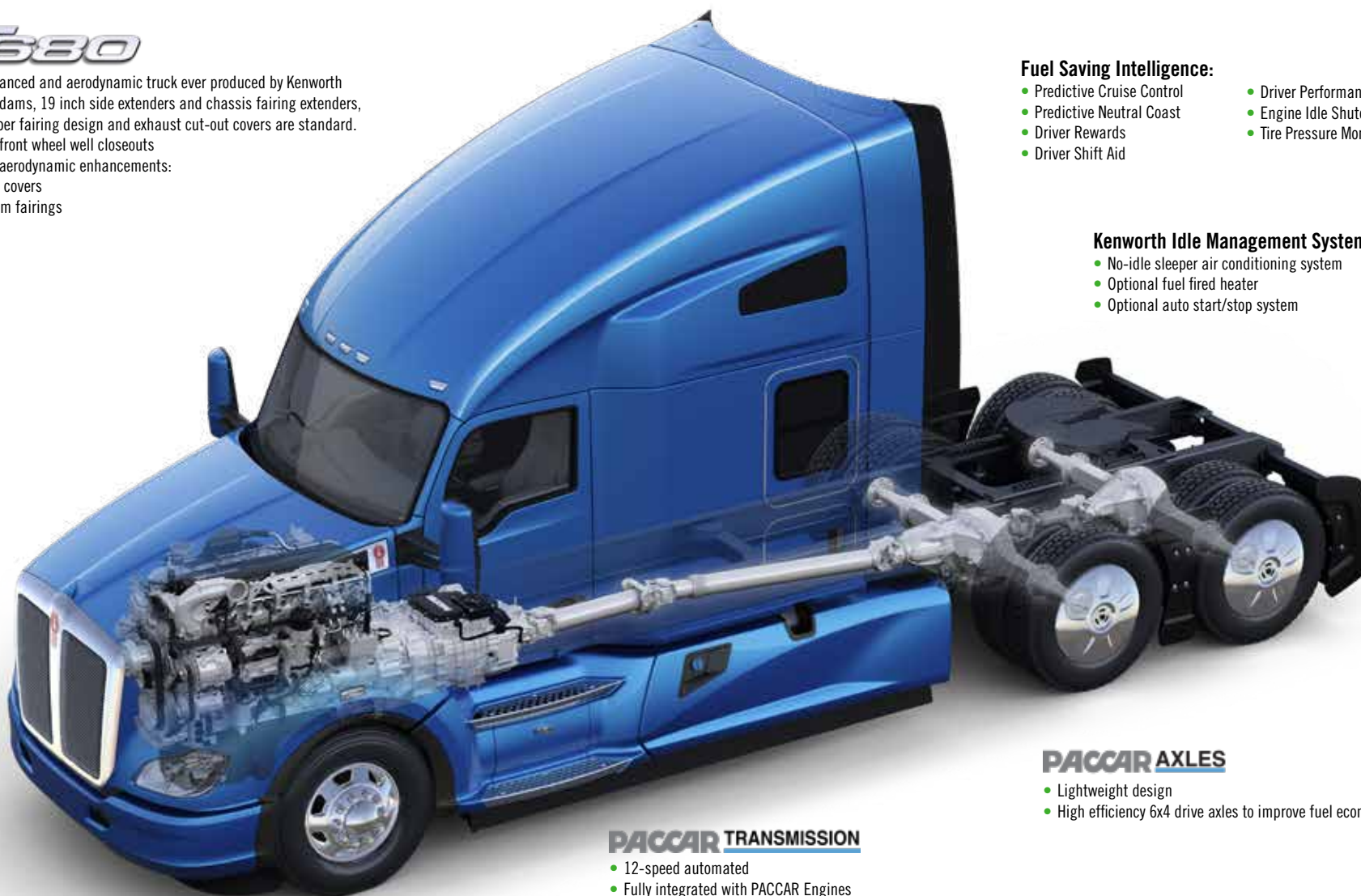
- Most advanced and aerodynamic truck ever produced by Kenworth
- Front air dams, 19 inch side extenders and chassis fairing extenders, rear sleeper fairing design and exhaust cut-out covers are standard.
- Optional front wheel well closeouts
- Optional aerodynamic enhancements:
  - Wheel covers
  - Tandem fairings

### Fuel Saving Intelligence:

- Predictive Cruise Control
- Predictive Neutral Coast
- Driver Rewards
- Driver Shift Aid
- Driver Performance Assistant
- Engine Idle Shutdown
- Tire Pressure Monitoring System

### Kenworth Idle Management System:

- No-idle sleeper air conditioning system
- Optional fuel fired heater
- Optional auto start/stop system



### PACCAR ENGINES

- 13-liter and 11-liter displacements available to meet all applications
- High efficiency performance for optimized fuel economy
- High pressure common rail fuel system
- Compacted graphite iron (CGI) for improved strength and reduced weight

### PACCAR TRANSMISSION

- 12-speed automated
- Fully integrated with PACCAR Engines
- Intelligent shifting for superior drivability
- Lightweight design

### PACCAR AXLES

- Lightweight design
- High efficiency 6x4 drive axles to improve fuel economy



# T680

## PACCAR Integrated Powertrain



### PACCAR MX-13

Horsepower	Peak Torque lb-ft
405	1,450 @ 900
405	1,650 @ 900
430	1,550 @ 900
455	1,650 @ 900

Horsepower	Peak Torque lb-ft
455	1,550/1,750 @ 900*
455	1,650/1,850 @ 900*
485	1,650 @ 1,000
510	1,850 @ 1,000



### PACCAR MX-11

Horsepower	Peak Torque lb-ft
355	1,250 @ 900
375	1,350 @ 900
400	1,450 @ 900


Horsepower	Peak Torque lb-ft
415	1,550 @ 900
430	1,450/1,650 @ 900*
430	1,650 @ 900

Powering the Kenworth T680 are the high quality and reliability of the PACCAR MX engines. The 12.9-liter PACCAR MX-13 engine is designed to meet the demands of linehaul heavy-duty truck applications — delivering the increased horsepower and torque needed to move large payloads with ease, even on steep grades. The 10.8-liter, PACCAR MX-11 engine is perfect for weight sensitive pickup and delivery, less-than truckload and regional applications.

\*Multi Torque Rating



**KENWORTH**  
THE WORLD'S BEST.



## **PACCAR MX-13**

Configuration	Inline 6-Cylinder
Displacement	12.9 Liters
Dry Weight	2,600 Lbs.
Horsepower	405-510 HP
Peak Torque	1,450-1,850 lb.-ft.
B10 Design Life	1,000,000 Miles
Base Warranty <sup>§</sup>	2 Years / 250,000 Miles

## **PACCAR TRANSMISSION**

Gears	12 Forward / 2 Reverse
Torque Capacity	1,850 lb.-ft.
System Weight	657 Lbs.
Maximum Operating Weight	110,000 Lbs.
PTO Compatibility	8 Bolt, Bottom Mount, 95 HP
Low Lube Protection	Oil Pressure Sensor
Warranty Coverage	
Transmission	5 Years / 750,000 Miles
Clutch	3 Years / 350,000 Miles
Maintenance Intervals:	
Oil Change	750,000 Miles
Clutch	Maintenance Free

## **PACCAR AXLES**

GCW	80,000 Lbs.
GAWR	40,000 Lbs. Tandem
Ratio Range	2.47 to 3.70
Straight Torque Rating	1,650 lb.-ft.
Multi-Torque Rating	1,750 lb.-ft.
Warranty	5 Years / 750,000 Miles

PACCAR's integrated powertrain has been engineered to maximize fuel economy, reliability and performance while delivering The World's Best<sup>®</sup> driving experience. PACCAR powertrain components work together at lower engine RPMs — regardless of road speed, reducing friction and fuel consumption delivering all the power drivers need.

<sup>†</sup>Determined By Engine Horsepower And Idle Setting

<sup>§</sup>Extended Protection Plans Available



T680 Day Cab Diamond VIT





**BOLD**

**INTELLIGENT**

**PRODUCTIVE**

**REWARDING**

## **AS BEAUTIFUL AS THIS TRUCK IS, IT'S EVEN MORE SATISFYING TO DRIVE.**

One look and you know: A Kenworth T680 is The Driver's Truck™. Its bold, sweeping lines wrap a world-class cabin equal to fine automobiles. Where groundbreaking technology and true ergonomic comfort elevate the driving experience while reducing fatigue. Where space, elegant design, fine craftsmanship and an abundance of luxury details define the environment. And where drivers can feel completely at home wherever the road might take them.







# T680

## Driver's Cockpit

### DRIVER PERFORMANCE CENTER

To drive a truck efficiently, drivers must track fuel, vehicle and safety systems performance on the go. But good information isn't the only thing the Kenworth Driver Performance Center offers. The quality, clarity and visual in real-time presentation also means a lot when you're focused on the road. The 5-inch full color, high resolution screen is an industry first. At a glance, it tells you everything you need to know about operating in the sweet spot between performance and efficiency. Truck diagnostics and performance indicators pop up to alert the driver. Trip details and multi-route comparisons allow them to maximize performance every day.







**KENWORTH**  
THE WORLD'S BEST.



## KENWORTH NAV+ HD

NAV+ HD is an in-dash display designed specifically for life on the road. Consider it your personal assistant. With a simple touch to the high-resolution 7-inch color screen – or a spoken command – you have direct access to a full range of valuable and productive features: Truck-specific navigation, roadside assistance, vehicle data, hands-free calling, audio controls (including satellite radio, AM/FM/CD/MP3/USB/Bluetooth), blind-spot camera inputs and the internet. NAV+ HD. Enjoy the road.



*On-board navigation is becoming commonplace, but the NAV+ HD is the first system in the industry to offer optimized routes customized to your truck parameters and your load.*



*With Google Chrome, choose from results and suggestions that appear as you type, including your recent searches and visited websites while Autofill lets you complete forms with just one tap.*



*NAV+ HD makes adding a camera system quick and easy. Real-time screen views for up to four cameras are directly and instantly accessible.*



*Pre-loaded virtual gauges include oil temperature, transmission temperature, manifold boost, present and average fuel economy, DPF status and engine torque.*



*NAV+ HD audio features AM/FM/Weather bands, CD player, USB port for memory devices containing MP3 or audio files, and Bluetooth wireless audio streaming from Bluetooth-enabled devices.*



*NAV+ HD integrates Bluetooth wireless technology with an in-cab microphone and speaker. Just pair it with your compatible Bluetooth phone and talk hands-free.*



T680 76-Inch Diamond VIT Sleeper





T680 76-Inch Diamond VIT Sleeper

# T680

## Driver's Studio

The T680 includes the optional 'Driver's Studio' package, a set of premium options that help create a luxurious home-away-from-home living experience for the driver while out on the road for extended periods of time.



*The Drivers' Studio includes the 180-degree swivel passenger seat and swivel table option set, which maximizes the driver's living space by combining the cab and sleeper into a large studio, allowing the driver to relax in comfort in the passenger seat rather than being confined only in the back of the sleeper. It also allows for viewing of the TV from the passenger seat or the bunk.*



*Convenient LED lighting provides ample interior light throughout the sleeper and an LED light directly above the swivel table with an independent light switch creates a brightly lit workspace.*



*To maximize stand-up room in the sleeper, a pull of the latch unlocks the table which may be rotated 90 degrees above the bunk, also giving you easy access to the drawers below.*



*The Driver's Studio includes a swivel TV mount ideal for flat screen TVs up to 28", a premium audio package with 320-watt amp, 10-inch subwoofer and 8 speakers, and the optional EpicVue pre-wire for satellite TV.*





**KENWORTH**  
THE WORLD'S BEST.



*Large capacity, drawer-style refrigerator/freezer mounted at mid-level for wide open access without bending over.*




*For dining, the Driver's Studio includes both a drawer-style refrigerator and a convenient space ideal for a microwave. The 1800-watt inverter includes up to four standard 120 volt outlets to power the microwave, a DVD / BluRay player, gaming consoles, laptops and other electrical devices.*



*The Driver's Studio also includes abundant storage space, including a full-size wardrobe for hanging clothes, multiple drawers and cabinets, and a large storage space under the lower bunk.*



*A spacious on-top organizer for keys, cell phone and other necessities; hand-hold cubby for stable access to upper bunk.*



*The sleeper control panel is a convenient central location for all the items you need to control the sleeper environment, along with entertainment and interior lighting.*

*There are two control units on the sleeper panel. One for the heater and air conditioning and the other for the optional 1,800 watt inverter. The no-idle control provides automatic temperature control in both a battery based air conditioning and a diesel fired heater mode. The inverter control switches the optional power inverter on to provide hotel power and battery charging.*

## 76-Inch High-Roof Sleeper



The Kenworth T680 with a 76-inch sleeper is the ultimate driver's truck. Offering a spacious, modern and elegant interior with configurable options that personalize — and heighten — the driving experience. It's also a great place to work or just relax.



## 76-Inch Mid-Roof Sleeper



For lower-profile and weight-sensitive applications, the Kenworth T680 with a 76-inch mid-roof sleeper reduces weight by 100 lbs. The spacious sleeper can be ordered with either the optional back wall storage system or folding upper bunk to meet your individual needs.



## 52-Inch Mid-Roof Sleeper



When the schedule requires a short layover, the Kenworth 52-inch sleeper is a welcome sanctuary. It measures 8 feet wide with a generous walk-through and stand-up-and-stretch headroom. It is also available with an aerodynamic roof fairing.



## 40-Inch Flat Top Sleeper



For applications where length and tare weight are at a premium, Kenworth's 40-inch sleeper is a perfect match. It offers a compact, yet comfortable sleeping environment, 22 cubic feet of storage space, overhead shelves, a cell phone cubby and extra large coat hooks specifically designed to hold hard hats as well as coats.





# INTERIOR COLORS AND OPTIONS

The T680 is available in two interior trim levels, the Vantage and the Diamond VIT. Offered in Slate Gray or Tan, either choice comes with three shades of vinyl plus a complementary trim color.

## Vantage Interior



### Slate Gray Interior



Light Slate Gray



Medium Slate Gray



Black


## Diamond VIT Interior



### Tan Interior



Light Tan



Medium Tan



Tourmaline



### Tan Floor Coverings



Standard Gray Rubber Mat




Optional Dark Tan Carpet

### Vantage Interior Accents



Tan and Gray Vantage

### Diamond VIT Interior Accents




Tan Diamond VIT



Slate Gray Diamond VIT

### Slate Gray Floor Coverings



Standard Black Rubber Mat



Optional Dark Gray Carpet

# KENWORTH SEATS

As a true driver's truck, the T680 offers The World's Best® seating arrangements – superior in comfort, adjustability, ride suspension and personal climate control. Upholstery choices include durable vinyl, cloth, Ultraleather and premium leather coverings.

## Key Features and Options\*

Advanced Suspension	Benefit
Micro Adjustable Damping .....	Set exactly the ride feel you want.
Suspension Travel Protection Zone .....	Avoid harsh bump stops.
Base Extension with Independent Full Tilt .....	Optimize both leg comfort and recline angle.
Weight Compensating Auto Level and Memory .....	No need to readjust for different size drivers.
Height Independent Adjustability .....	Maximum comfort at all heights.
Upper Back Adjustability .....	Provides spine-matching contouring.
Adjustable Side Bolsters .....	Customizable side-to-side support.

Climate	Benefit
Heating .....	Warmth in the winter.
Cooling .....	Cooling comfort in the summer.

Longevity	Benefit
Replaceable Cushions .....	Keep your seats looking and feeling new.

## Seat Covering Options



## Extensive Adjustability and Outstanding Comfort Features



\* Not all options available with all seat trim levels  
Ultraleather is a Registered Trademark of Ultrafabrics LLC.



T680 76 Inch Mid-Roof Sleeper





# T680



**BOLD**

**INTELLIGENT**

**PRODUCTIVE**

## **A TRUCK THIS ADVANCED WILL TAKE YOU PLACES YOU'VE NEVER BEEN.**

The T680 employs a suite of technologies and design features that elevate the driving experience to new heights of safety, efficiency and satisfaction. These intelligent support systems empower the driver to make better, more informed decisions, remain connected 24/7, and dial in the perfect work environment. At the end of the day, this is all about helping the driver feel less fatigued and more fulfilled.

**REWARDING**

# T680

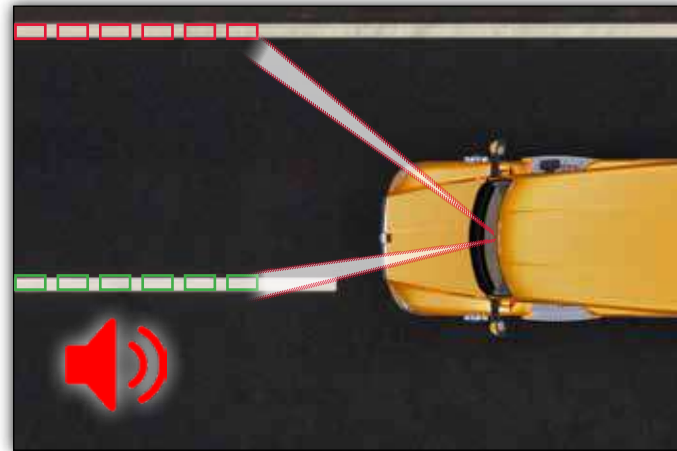
## Driver Assistance Systems

### ADAPTIVE CRUISE CONTROL



Adaptive cruise control (ACC) can make driving trucks safer and less fatiguing. Integrated with your normal cruise control system, ACC “reads” traffic conditions via front-facing radar sensor and modulates the throttle and the brakes to keep your truck at a pre-set distance from the vehicle in front of it. Then, when the road is clear, the system will re-accelerate the vehicle back to the set speed.

### LANE DEPARTURE WARNING



Kenworth's lane departure warning system helps combat lane drift due to fatigue and distractions. The system continually monitors the truck's location related to lane markings and automatically emits a distinctive audible warning whenever an unintended lane change (unsigned) is detected — alerting the driver to make a correction.

### COLLISION MITIGATION



At 60 MPH, a vehicle is traveling at 88' per second, or the length of a football field in 3.4 seconds.

Far beyond a mere warning system, Kenworth collision mitigation detects when the truck may be about to collide with another vehicle or object, alerts the driver and takes pre-emptive braking action — when necessary — to avoid or considerably reduce the severity of a crash.

### SIDE OBJECT DETECTION



The side object detection system continuously monitors a truck's blind spots and provides the driver with audible and visual alerts when an object or vehicle has entered these zones — invaluable when making a lane change or negotiating tight delivery sites.



**KENWORTH**  
THE WORLD'S BEST.

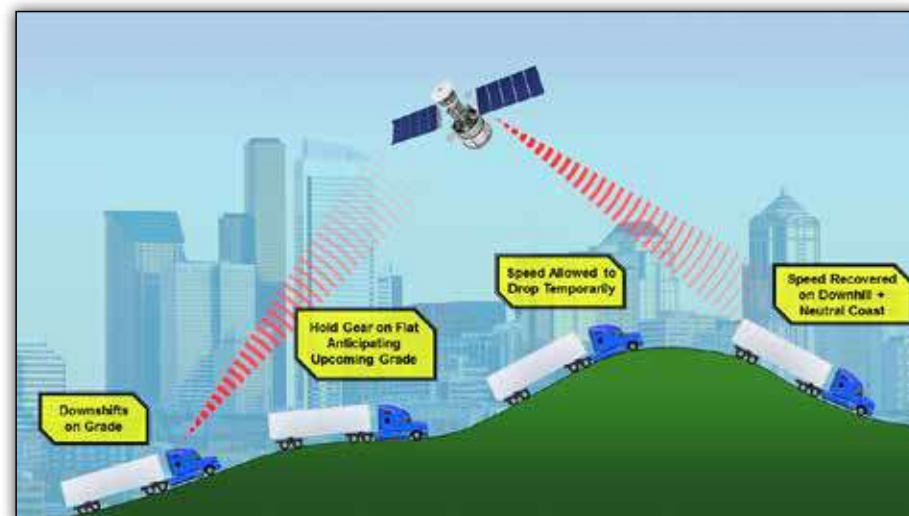
## DRIVER PERFORMANCE ASSISTANT

Standard on every Kenworth with a PACCAR MX-13 engine, the Driver Performance Assistant module monitors and scores driving technique in real-time — encouraging behavior that supports better fuel economy and longer brake life. The system coaches improvements by showing drivers how to best optimize the truck's performance — by coasting longer, utilizing the engine brake, anticipating the road ahead and braking with less force.



## PREDICTIVE CRUISE CONTROL

Predictive Cruise Control employs GPS and 3D digital map technology to anticipate changes in grade up to a mile ahead. Using those inputs, the technology automatically modifies the standard cruise control response when paired with the PACCAR transmission. Predictive shifting optimizes gear selection and shifts into neutral on downhill grades for even greater fuel efficiency in order to maximize fuel economy.





# T680

## Power Management Technology

### KENWORTH IDLE MANAGEMENT SYSTEM

Kenworth's factory-installed, battery based no-idle system is designed to help long-haul fleets in hot and cold climates to reduce idling time and fuel usage without compromising performance. As a split system, Kenworth's factory installed option provides one of the smallest footprints in the industry, allowing for maximum storage under the bunk. It also features on-board diagnostics, full automatic temperature control in A/C and heating modes, a digital LCD display that makes it easier for drivers to control the unit, and provides battery monitoring capabilities.



*The user interface control with a LCD display conveniently located on the sleeper control panel provides automatic temperature control in both A/C and Heating modes.*



*The remote condenser with brushless fan assembly is installed centrally on the upper exterior wall for optimum performance.*



*When the weather gets cold, Kenworth's optional under bunk heater will keep you warm while using as little as 0.02 gallons of diesel per hour.*



*Four Group 31 batteries, electrically isolated from the truck, power the system.*



*The compact brushless DC compressor and evaporator assembly is strategically located in the sleeper storage area.*



**KENWORTH**  
THE WORLD'S BEST.

## AUTO START/STOP

Auto stop/start enables operators to use climate control systems and other hotel loads without interruption while parked and prevents fuel from gelling in cold climates. All, without unnecessary idling. The benefits in fuel savings, reduced maintenance, environmental compliance and driver satisfaction can be substantial.



*The system automatically starts the engine if batteries run too low or the engine becomes too cold, then turns the engine off once conditions have met preset parameters — a smart way to manage off-duty charging requirements without idling the truck unnecessarily.*



## SLEEPER POWER PACKAGE

Kenworth's optional 1800 watt inverter lets you plug into shore power to run hotel loads while charging the batteries. Available with 52- and 76-inch sleepers, the inverter is mounted under the bunk on the rear wall to maintain unobstructed access to the toolbox. The package includes four 120 volt outlets — two in the sleeper for appliances such as microwave, TV or your laptop and two on the inverter itself (easily reached through the toolbox door). The system also comes with an on/off switch and battery status indicator conveniently located on the sleeper control panel.



## ULTRA CAPACITOR STARTING SOLUTION

The ultracapacitor-based engine start module (ESM) provides dedicated power to start the truck, freeing system batteries to concentrate on powering everything else. Designed to last far longer than regular batteries, the ESM is dedicated and wired directly to the starter. So even if the system batteries are severely discharged, the ESM stays full up and ready to crank.



*Since the ESM is ultracapacitor based, it only takes one ESM to crank up to a 15L diesel engine in the harshest weather.*

# T680

## Connected Truck

### ACCELERATE DIAGNOSTICS. EXPEDITE REPAIRS. STREAMLINE COMMUNICATIONS.

It's been shown that up to 80 percent of every service event consists of poor or slow communications and processes — lost time, effort and assets that could be better utilized moving your business ahead. Introducing KENWORTH TruckTech+ Remote Diagnostics and Service Management, a revolutionary, fully integrated system designed to streamline every aspect of fleet maintenance.

The benefits of TruckTech+ begin before your vehicle ever enters the service bay. Kenworth's innovative remote diagnostics technology helps you diagnose and solve potential problems — before they impact your operation.



**KENWORTH  
TRUCKTECH+**  
Remote Diagnostics

- Instant notification of actionable engine and aftertreatment fault information so you can make decisions in real time
- Proactive diagnostic and repair planning assistance with detailed analysis of critical fault codes — before the truck arrives at the dealership
- Once in the shop, PACCAR's proprietary "diagnostic reasoning" engine helps technicians accelerate fault guidance and diagnostics — the first time.



*Truck in the Field*

*When an engine fault code is triggered, TruckTech+ Remote Diagnostics sends a notification to the fleet operations manager and to designated Kenworth dealers immediately.*



*Fleet Operations*

*The fleet operations manager will have enough information to determine the course of action, whether to direct the driver to keep driving, or proceed to a Kenworth dealer to be serviced.*



*Kenworth Dealer*

*Kenworth dealers will have visibility to the fault code diagnosis prior to a truck arriving in order to expedite service.*



*Immediate and simple recommended actions are provided to the operator through the Kenworth Driver Performance Center.*



*The system generates a comprehensive fault report that can be viewed online or emailed to the fleet manager.*



*Detailed reports are readily available on each truck currently presenting an actionable code. You can filter the information by specific chassis, severity, make, model, year it was manufactured and location.*





**KENWORTH**  
THE WORLD'S BEST.

## MAXIMIZE UPTIME AND MINIMIZE THE TRUE COST OF MAINTENANCE.

Much of the downtime associated with truck maintenance can be spent looking up details on a vehicle, leaving messages, returning phone calls, filling out forms, submitting estimates and waiting for approvals. If you want to increase uptime and utilization, reduce the management of service events and trim the true cost of maintenance, you need a system that can help you communicate better information faster and more efficiently. Anytime, anywhere on any device (desktop, laptop, tablet and smartphone) in real time. Welcome to the TruckTech+ Service Management System — a smart, easy-to-use, web-based tool that lets you do in minutes what used to take hours.



**KENWORTH**  
**TRUCKTECH+**  
Service Management

Available throughout the Kenworth PremierCare® service network, TruckTech+ Service Management allows you to manage scheduled and unscheduled service events in real time through a web portal that:

- Speeds communications and keeps everything organized – notes, emails, time and date-stamped activity, and electronic approvals
- Eliminates error-prone data entry and the need to access multiple systems or portals
- Centralizes and makes easily accessible all asset information – build, service history, warranty and product updates.



*Schedule, monitor and manage every aspect of truck maintenance through a single web portal — seamlessly via any device, anywhere, anytime.*




*Collaborate with your Kenworth service team, review and approve estimates and obtain status reports — real-time.*



*Optimize uptime like never before by expediting the process of truck diagnostics and repair.*



*Obtain real-time visibility—and accountability— throughout the entire service event management process via an easy-to-use web-based dashboard that helps streamline decision making every step of the way. For every truck in your fleet undergoing maintenance, regardless of location.*



*Real-time analytics enable you to more efficiently manage preventive maintenance, breakdowns and repairs. Track service events by make, model and engine as well as specific case attributes, such as stage, status, service location, estimated value, asset type, event status and more.*

*Real-time decision support tools turn raw data into actionable intelligence. Proactively identifying potential trouble spots and give them the attention they need to reduce downtime, maintenance costs and service interruptions.*







**KENWORTH**  
THE WORLD'S BEST.

**T680**



**BOLD**

**INTELLIGENT**

**PRODUCTIVE**

**REWARDING**

**THE HIGH QUALITY AND RELIABILITY OF THE T680 MAKES YOU MONEY BY SAVING YOU TIME.**

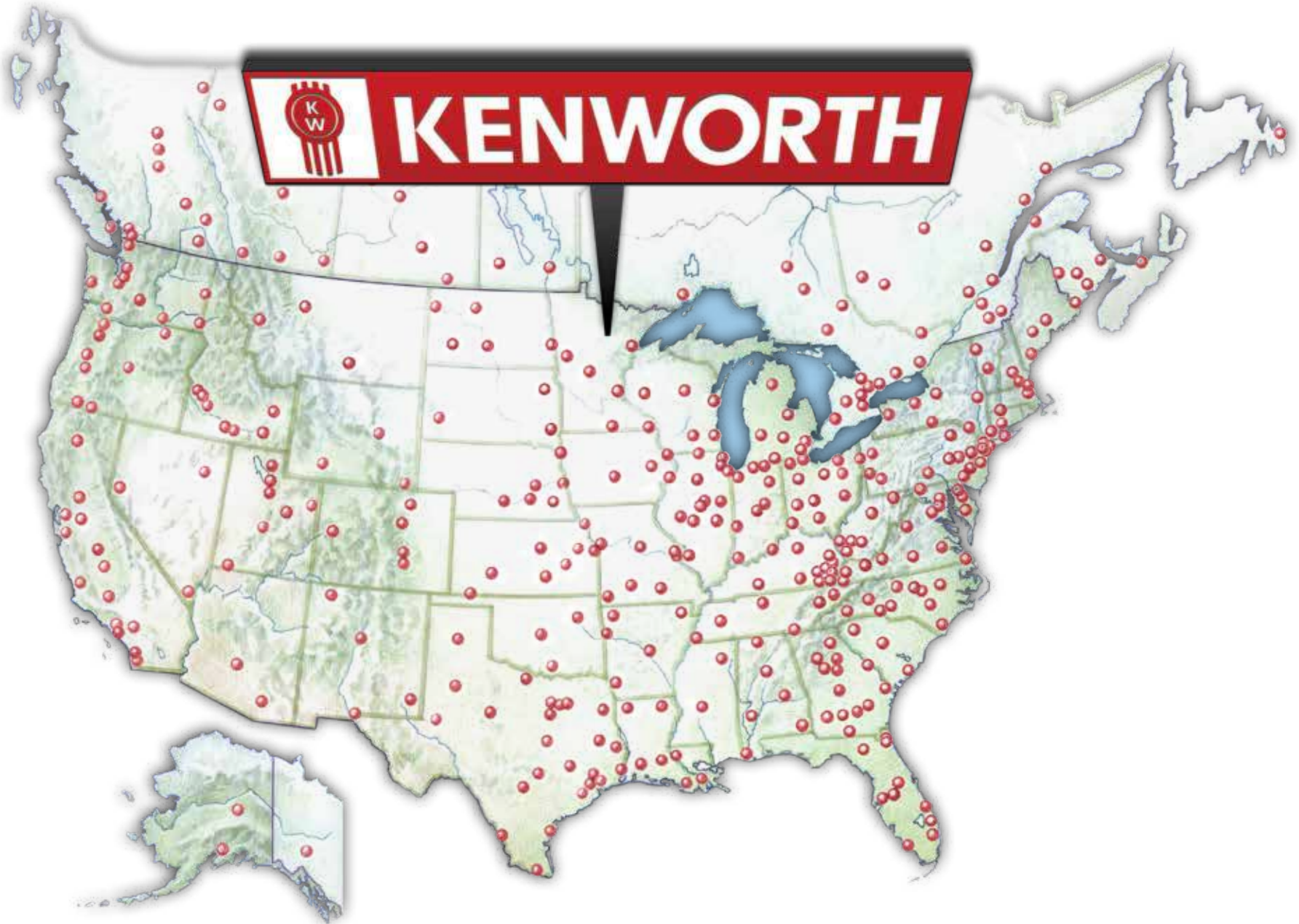
The T680 makes you money by helping you stay on the road logging miles.

That distinction will make a big difference to your operation. Durable state-of-the-art materials, reliable long-life components with less frequent service intervals and easier-to-repair engineering design, combine to make the T680 the most productive truck you've ever owned.



# T680

*Service and Support*





**KENWORTH**  
THE WORLD'S BEST.



**BOLD**

**INTELLIGENT**

**PRODUCTIVE**

**REWARDING**

**IN A 24/7 WORLD WHERE CUSTOMERS RIGHTFULLY EXPECT TO HAVE IT ALL,  
YOU NEED YOUR NETWORK MORE THAN EVER BEFORE.**

Kenworth's dealers and you are in this together. From the moment you put your new T680 to work, Kenworth and its extensive dealer network – with over 400 locations throughout North America – are standing by. You will never be far away from expert parts and service support. Trust your Kenworth network to be there, to be prepared, to have your best interests at heart and to be quick about it, whatever it is.



## **PREMIERCARE SETS THE STANDARD FOR CUSTOMER SERVICE**

When you selected your Kenworth, you chose The World's Best® heavy duty truck. You deserve the same level of passion, excellence and attention to detail from those who care for it. Kenworth PremierCare is committed to increasing productivity of every truck in your fleet by offering extended hours of operation, expedited diagnostics, mobile roadside assistance and expert factory-trained technicians. PremierCare Gold Certified Dealers are certified by Kenworth and offer a complete range of PremierCare services that are all focused on maximizing uptime.






**KENWORTH**  
THE WORLD'S BEST.



**EXPRESSLANE: KNOW ALL YOUR OPTIONS – FAST.**

When the unexpected happens, PremierCare ExpressLane provides an expert diagnosis and estimate of the time and cost of repair – within two hours. By knowing what to expect, you can make important decisions regarding the driver and the load faster than ever before.



**PROMPT, PROFESSIONAL SERVICE YOU CAN COUNT ON**

Trust factory-certified technicians with advanced engine training and immediate access to a vast inventory of quality parts to streamline your service solution. In addition, TruckTech+ professionals can help diagnose issues leveraging Kenworth's TruckTech+ before the truck arrives at the dealer.



**EXPERT ASSISTANCE THAT NEVER TAKES A DAY OFF.**

Kenworth PremierCare Roadside Assistance is on call 24 hours a day, 365 days a year to connect you with the help you need anywhere in North America. 1-800-KW-ASSIST puts you in touch with a highly trained Kenworth heavy truck specialist who can manage emergency service needs.



**ALL THE CONVENIENCES OF A HOME OFFICE.**

PremierCare Driver's Lounges offer a comfortable environment that make it easy to relax – or remain productive – for as long as your truck is in the shop. Just another way to say we appreciate your business and value your time.



T680 76-Inch Mid-Roof and High-Roof Sleepers





# T680



**BOLD**

**INTELLIGENT**

**PRODUCTIVE**

**REWARDING**

## **ENJOY THE ROAD TO SUCCESS.**

An investment in the Kenworth T680 pays off in greater fuel economy, driver retention, productivity and excellent resale value. You also gain the pure pleasure of putting your name on the door of a truck that commands respect wherever it goes. Whether you purchase or lease, in the long run you will be glad you own The World's Best.



# T680

## Specifications

### Engine/Powertrain

- PACCAR MX-13 Engine, 12.9 Liter, 405-510 HP, 1,450 – 1,850 lb-ft of Torque ..... ●
- PACCAR MX-11 Engine, 10.8 Liter, 335-430 HP, 1,250 – 1,650 lb-ft of Torque ..... ●
- PACCAR PX-9 Engine, 8.9 Liter, 370-380 HP, 1,250 lb-ft of Torque ..... ●
- Cummins L9N Engine, 8.9 Liter, 320 HP, 1,000 lb-ft of Torque ..... ●
- Cummins ISX12N Engine, 11.9 Liter, 320-400 HP, 1,150 – 1,450 lb-ft of Torque ..... ●
- Cummins X15 Engine, 14.9 Liter, 450-605 HP, 1,450 – 2,050 lb-ft of Torque ..... ●
- TruckTech+ Remote Diagnostics ..... ●

### Exhaust/Aftertreatment

- RH Under Fairing DPF/SCR with Horizontal Tailpipe ..... ●
- RH Under Cab DPF/SCR with Back of Cab Tailpipe ..... ●
- RH Under Cab DPF/SCR with Vertical Side of Cab Tailpipe ..... ●
- Horizontal DPF/SCR with Back of Sleeper Vertical Tailpipe ..... ●
- Clear Back-Of-Cab DEF Tank - 7 Usable Gallons ..... ●
- Small Round DEF Tank – 11 Usable Gallons ..... ●
- Medium Aero Round DEF Tank – 21 Usable Gallons ..... ●
- Medium Aero Round DEF Tank - 27 Usable Gallons ..... ●
- Large Round DEF Tank – 31 Usable Gallons ..... ●
- Polished Tank Cover and Polished Straps ..... ●

### Transmission Options

- PACCAR Automated Transmission 12-Speed ..... ●
- Eaton Advantage 10-Speed Automated Transmissions ..... ●
- Eaton Fuller 9, 10, 13 & 18 Speed Manual and Automated Transmissions ..... ●
- Allison 4, 5 & 6 Speed Automatic Transmissions ..... ●
- Factory Installed Transmission Mounted PTOs ..... ●

Standard

Optional

### Electrical

- Multiplex Electrical System With Centralized Power Distribution Incorporating Plug-In Style Relays & Circuit Protection For Serviceability ..... ●
- 12 Volt Lighting System With Circuit Protection ..... ●
- Circuits Numbered & Color Coded ..... ●
- Key Switch Start & Shutdown ..... ●

### Starting and Charging

- 160 Amp Alternator ..... ●
- PACCAR 12 Volt Starter ..... ●
- Three PACCAR Dual Purpose Batteries ..... ●
- Two or Four PACCAR Dual Purpose Batteries ..... ●
- Two or Three AGM Deep Cycle Batteries ..... ●
- Maxwell ESM Ultracapacitor Starting Module ..... ●

### Frame and Equipment

- Frame - 10 5/8" Steel - 120,000 psi - Heat Treated ..... ●
- Frame - 10 3/4" Steel - 120,000 psi - Heat Treated ..... ●
- Single Frame Insert ..... ●
- 5th Wheel - Jost JSK37USB-A7PX12, 12 Inch Slide ..... ●

### Axle and Suspension

- Front Axles - Meritor, 12,500 lbs. .... ●
- Front Axles - Meritor or Dana Spicer 12,500 to 14,600 lbs. .... ●
- Front Springs - Taperleaf w/Shocks, 12,000 lbs. .... ●
- Front Springs - Taperleaf w/Shocks, 12,350, 12,500, 13,200, 14,600 lbs. .... ●
- PACCAR Rear Axle, 40,000 lbs. Tandem ..... ●
- Single Rear Axles - Meritor or Dana Spicer from 21,000 to 26,000 lbs. .... ●
- Tandem Rear Axles - Meritor or Dana, 34,000 to 46,000 lbs. .... ●
- Rear Suspension - Kenworth AG400L 40,000 lbs. .... ●
- Single Rear Axle Suspensions - Kenworth, Reyco and Hendrickson with capacities from 23,000 to 26,000 lbs. .... ●
- Tandem Rear Axle Suspensions - Kenworth, Reyco, and Hendrickson, with capacities up to 46,000 lbs. .... ●

Standard

Optional



**KENWORTH**  
THE WORLD'S BEST.

### Brakes

- Brakes, Front - Air Disc .....
- Brakes, Rear - Air Disc .....
- Brakes, Front - Air Drum .....
- Brakes, Rear - Air Drum .....
- ABS, ATC, ESP- Bendix .....

### Wheels / Tires

- Wheels - Steel 22.5" .....
- Tires - Bridgestone 295/75R22.5 .....
- Bridgestone, Michelin, Goodyear and Yokohama Tires Available .....
- Polished and Non-Polished Alcoa Aluminum Wheels .....
- 24.5" Tires and Wheels .....

### Fuel Tanks

- 24.5" Round Aluminum – 100 Gallon Capacity .....
- 22" Round Aluminum – 56 to 120 Gallon Capacity Under and Back of Cab .....
- 24.5" Round Aluminum – 60 to 150 Gallon Capacity Under and Back of Cab .....
- 28.5" Round Aluminum – 60 to 177 Gallon Capacity Under and Back of Cab .....
- Hydraulic and Split Tanks Available .....
- Heavy-Duty 7" Fuel Tank Support/Straps .....
- Polished Aluminum Tanks and Polished Straps .....

### Chassis Fairings

- Under Cab .....
- Split Fender .....
- Partial .....
- Full Wheel-to-Wheel .....
- Under Sleeper Fuel Fill .....

### Bumpers

- Aerodynamic, In-Mold Color .....
- Aerodynamic, Painted .....
- Steel Aerodynamic, Chrome .....
- Steel Aerodynamic, Painted .....

Standard

Optional

### Cab / Hood / Interior

- Cab - Stamped Aluminum .....
- T680 MX Hood - 119" BBC .....
- T680 Hood - 125" BBC .....
- 40-Inch Low-Roof Flat Top Sleeper .....
- 52-Inch Roof Aerodyne Sleeper .....
- 76-Inch Mid-Roof Aerodyne Sleeper .....
- 76-Inch High-Roof Aerodyne Sleeper .....
- Standard Vantage Interior .....
- Diamond VIT Deluxe Interior .....
- Nav+ HD .....
- Kenworth GT701 High Back Driver Seat .....
- Kenworth GT100 High Back Toolbox Rider Seat .....
- Kenworth GT702 High Back Driver and Rider Seats .....
- Kenworth GT703 Heated and Ventilated High Back Driver and Rider Seats .....

### Driver's Studio

- Drawer Style Refrigerator .....
- Rotating Passenger Seat .....
- Rotating Sleeper Table .....
- Folding Upper Bunk .....
- Audio Systems - Base-Level, Mid-Level and Premium .....

### Driver Assistance Technology

- Bendix Wingman® Fusion, Adaptive Cruise Control, Collision Mitigation, Lane Departure Warning .....
- Bendix Wingman® Advanced, Adaptive Cruise Control, Collision Mitigation .....
- Stability Control .....
- Driver Performance Assistant .....
- Predictive Cruise Control .....
- Side Object Detection .....

### Power Management Technology

- Auto Start/Stop .....
- Espar Cab/Sleeper Heater .....
- Inverter .....
- Kenworth Idle Management System .....
- Ultra Capacitor Starting Module .....

Standard

Optional

# KENWORTH ESSENTIALS SUPPORT WHENEVER - AND WHEREVER - YOU NEED IT

The reliability and moneymaking potential of your business relies on the dependability of your support system – another great reason to invest in a Kenworth.



Combining premium Kenworth trucks and personalized local service, PacLease provides customized full-service lease, rental and contract maintenance programs designed to meet the specific needs of customers.



For over 50 years and through all economic cycles, PACCAR Financial has been providing Kenworth owners with innovative financing solutions that can be customized to meet individual business needs.



PACCAR Genuine Parts are first-fit parts that keep a Kenworth as original and reliable as the day it rolled out of the factory. Keep your truck and engine well-maintained with the quality, performance and warranty delivered from PACCAR Genuine Parts.

To view Kenworth T680 operating instruction videos, download the Kenworth Essentials App and access the T680 Driver Academy Videos under The Driver's Truck tab.



For Android devices, scan the QR code above or go to the Google Play Store and search "Kenworth".



For iPhones and iPads, scan the QR code above or go to the Apple Store and search "Kenworth".



A PACCAR COMPANY

KENWORTH TRUCK COMPANY  
P.O. Box 1000  
Kirkland, Washington 98083-1000  
(425) 828-5000

CANADIAN KENWORTH COMPANY  
6711 Mississauga Road N.  
Mississauga, Ontario L5N 4J8  
(905) 858-7000



\*Requires satellite radio subscription.

Note: Equipment and specifications shown in this brochure are subject to change without notice. Consult with your Kenworth dealer at time of ordering for standard and optional equipment.

T680/19

© 2019 Kenworth Truck Co.