



T880



KENWORTH.
The World's Best.



T880 Six Axle Dump Truck



T880



VERSATILE

RUGGED

PRODUCTIVE

REWARDING

THE RUGGED-DUTY, ALL-BUSINESS WORK TRUCK YOU CAN COUNT ON.

The work you do requires everything you've got and then some. Same for your trucks and the people who drive them. With the T880, you've got a dependable, versatile vehicle capable of performing your toughest jobs. Day in, day out. A truck designed at its core with the strength, stamina and operating economy you need to move your business ahead.

Bulk tractor. Tanker. Dump truck. Mixer. Heavy hauler. Refuse truck. Logger. The next time your job requires maximum effort, dispatch the one truck that's equipped to handle it: your Kenworth T880.

It's The World's Best® way to get work done.



T880 Day Cab



T880 40 Inch Flat Top Sleeper



T880 52 Inch Mid-Roof Sleeper



T880 76 Inch Mid-Roof Sleeper

DESIGNED SPECIFICALLY FOR THE CHALLENGES YOU FACE EVERY DAY

Advanced technology and street-smart design – sloped hood, fuel-efficient drive train, aerodynamic and job-specific options, unconventional maneuverability and supremely comfortable driving environment – make a Kenworth T880 the ideal business partner. Spec it lean for payload-hungry applications. Dress it down in a no-frills day cab configuration. Or order it as a decked out thoroughbred with factory-installed, signature-setting Kenworth exclusives.



Made of durable Metton, the 5-piece T880 hood offers bolt-on fenders for quick replacement to get you back on the work site. Each fender can be replaced in less than two hours.



The optional pre-cleaner is a great addition when operating in dusty environments like feed lots, road building or ready-mix operations.



Keep dirt, mud and spray at bay with Kenworth's optional forward fender close-out accessory, a great idea when you're running off the beaten path or with bigger tires.



Complex reflector halogen headlights offer the lighting performance of projector beam systems without the extra cost. Designed with extra thick polycarbonate lens and UV inhibitor, the headlamps will stand up to years of service without any complaints.



Open the door on a T880 and you'll notice a marked difference in how Kenworth defines comfort. The door pad, for example, presents a soft, low-gloss finish and the look of fine hand craftsmanship. Robust and extraordinarily strong, the door is triple sealed against the elements and road noise.



Robust aerodynamic side mirrors are cowl mounted for better stability and located further forward and lower to optimize rearward visibility. The convex portion is 37% larger than Kenworth's standard convex mirror design.

T680

Powertrain and Chassis

PACCAR MX-13

Powered By Quality



Horsepower	Peak Torque lb-ft
380	1,450 @ 1,000
405	1,450 @ 1,000
405	1,550/1,750 @ 1,000*
430	1,550 @ 1,000
430	1,550/1,750 @ 1,000*

Horsepower	Peak Torque lb-ft
455	1,650 @ 1,000
455	1,550/1,750 @ 1,000*
485	1,650 @ 1,000
500	1,850 @ 1,100

PACCAR MX-11

Powered By Quality



Horsepower	Peak Torque lb-ft
355	1,250 @ 1,000
375	1,350 @ 1,000
385	1,450 @ 1,000

Horsepower	Peak Torque lb-ft
425	1,450 @ 1,000
430	1,350/1,550 @ 1,000*
430	1,550 @ 1,000

Powering the Kenworth T680 are the high quality and reliability of the PACCAR MX engines. The 12.9-liter PACCAR MX-13 engine is designed to meet the demands of linehaul heavy duty truck applications — delivering the increased horsepower and torque needed to move large payloads with ease, even on steep grades. The 10.8-liter, six-cylinder, in-line PACCAR MX-11 engine is perfect for weight sensitive pickup and delivery, less-than truckload and regional applications.



KENWORTH
THE WORLD'S BEST.

If you use heavy-duty trucks to get a heavy job done, depend on the rock-solid foundation of Kenworth engineering. It's the reason your T880 will likely be more productive, less expensive to maintain and more satisfying to drive than any other truck you've ever owned.

Transmission

- Eaton Ultrashift Plus automated transmissions
- Fuller manual transmissions
- Allison automatic transmissions
- Options tailored to specific chassis needs

PACCAR MX-11 and MX-13 Engines

- High durability engine for rugged applications
- High pressure common rail fuel system
- Compacted graphite iron (CGI) material for improved strength and reduced weight

Exhaust System/Aftertreatment

- High-route piping to increase ground clearance
- Right-hand under cab (RHUC) DPF & SCR with optimized packaging to provide clear back-of-cab options
- Variety of tailpipe options to meet application needs
- Clear back of cab DEF system to minimize frame space impact

Chassis Crossmembers

- Backbone of the rugged, durable chassis
- Lightweight, durable 1-piece aluminum crossmembers standard
- Optional 5-piece aluminum or steel bolted crossmembers
- Customizable locations including clear-space requirements to meet body installation needs



Bumper

- Aluminum or steel tapered or channel options
- Painted, polished or chrome options
- Box bumper for heavy-duty applications
- Center-mounted or removable tow hook options

Front Suspension

- 12K-22K axles from Meritor or Dana
- Taperleaf springs designed for durability and optimized for smooth operation
- Steering system integrated to provide outstanding maneuverability with minimal effort
- Air disc brakes or drum brakes to meet stopping distance requirements

Fuel System

- 45-177 Gallon tanks in 22", 24.5", Or 28.5" diameters
- Heavy duty 7" strap options for excellent appearance
- Highly-polished options to dress-up the chassis
- Raised options for additional ground clearance

Lift Axles:

- Factory-installed and warrantied options from Watson & Chalin
- 8K, 10k, 13.5K, 20k, and 23k steerable axles available
- 23K non-steerable (rigid) axles available
- Ride height optimized to provide best ground clearance available

Rear Suspension

- Kenworth Airglide™ suspensions to match intended service (low-cost, lightweight, and highly durable options available)
- Hendrickson, Neway, Chalmers, and Reyco mechanical and air suspension systems also available
- Single, tandem, or tridem installations with up to 26,000-lb rating per axle from Meritor or Dana
- Air disc brakes or drum brakes to meet stopping distance requirements



T880 Day Cab Diamond VIT



T880



VERSATILE

RUGGED

PRODUCTIVE

REWARDING

GOING TO WORK HAS NEVER FELT LESS LIKE WORK.

No matter how many trucks you own, this is the one your drivers will line up for. Inside the striking exterior of the T880 is a quiet, spacious, state-of-the-art control center that fits professionals of every shape and size. The superior quality, craftsmanship, fit and finish of the wide and wide-open interior is easy to see, but it's the driving experience that truly distinguishes the T880 from every other work truck you've ever known.



79°F 12:30
A.S.24
5,326.8 Mi
Trip Info Summary Trip A
• Fuel Econ = 6.8 MPG
• Avg Speed = 50 mph
• Eng Hours = 81.0 hrs
• Fuel Used = 703 gals



R
N
D
M
L





T880 40 Inch Flat Top Sleeper



T880 40 Inch Flat Top Sleeper

40 Inch Flat Top Sleeper



For applications where length and tare weight are at a premium, Kenworth's 40-inch sleeper is a perfect match. It offers a compact, yet comfortable sleeping environment, 22 cubic feet of storage space, overhead shelves, a cell phone cubby and extra large coat hooks specifically designed to hold hard hats as well as coats.



52 Inch Mid-Roof Sleeper



When the schedule requires a layover, the Kenworth's 52-inch sleeper is a welcome sanctuary. It measures 94 inches wide with a generous walk-through and stand-up-and-stretch headroom. Also available with an aerodynamic roof fairing.



76 Inch Mid-Roof Sleeper



For lower-profile and weight-sensitive applications, the Kenworth T880 with a 76-inch mid-roof sleeper can be ordered with either the optional back wall storage system or folding upper bunk to meet your individual needs.



OF COURSE YOU HAVE CHOICES. THIS IS YOUR KENWORTH.

Kenworth trucks are still custom-built from the ground up to match your specifications, your loads and your lifestyle. Resulting in a superior level of craftsmanship and luxury. Along with more amenities, interior configurations and choices. It's why the T880 is the driver's truck. Personalize your 76-inch sleeper with the following options to create a customized "fit" to meet your needs.



Sturdy work/dining table swivels for easy access from bunk or passenger seat (which rotates 105 degrees).



A spacious on-top organizer for keys, cell phone and other necessities; hand-hold cubby for stable access to upper bunk.



TV wall mount for flat screen monitors up to 23 inches; extends and revolves for viewing from anywhere.



Large capacity, drawer-style refrigerator/freezer mounted at mid-level for wide open access without bending over.



Upper storage unit includes a tie-down to accommodate your microwave; inverter optional.



A larger under-wardrobe cabinet shown with optional door; easily removable for added convenience.

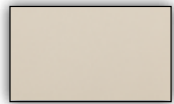
INTERIOR COLORS AND OPTIONS

The T880 is available in two interior trim levels, the Vantage and the Diamond VIT. Offered in Slate Gray or Tan, either choice comes with three shades of vinyl plus a complementary trim color.


Vantage Interior

Diamond VIT Interior

Tan Interior



Light Tan



Medium Tan



Dark Tan

Tan Floor Coverings



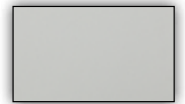
Standard Gray Rubber Mat




Optional Dark Tan Carpet



Slate Gray Interior



Light Slate Gray



Medium Slate Gray



Dark Slate Gray

Slate Gray Floor Coverings




Standard Gray Rubber Mat



Optional Dark Gray Carpet



Vantage Interior Accents



Tan Vantage




Slate Gray Vantage

Diamond VIT Interior Accents



Tan Diamond VIT



Slate Gray Diamond VIT

KENWORTH SEATS

As a true driver's truck, the T880 offers The World's Best seating arrangements – superior in comfort, adjustability, ride suspension and personal climate control. Upholstery choices include durable vinyl, cloth, Ultraleather and premium leather coverings.

Key Features and Options*

Advanced Suspension	Benefit
Micro Adjustable Damping	Set exactly the ride feel you want.
Suspension Travel Protection Zone	Avoid harsh bump stops.
Base Extension with Independent Full Tilt	Optimize both leg comfort and recline angle.
Weight Compensating Auto Level and Memory	No need to readjust for different size drivers.
Height Independent Adjustability	Maximum comfort at all heights.
Upper Back Adjustability	Provides spine-matching contouring.
Adjustable Side Bolsters	Customizable side-to-side support.

Climate	Benefit
Heating	Warmth in the winter.
Cooling	Cooling comfort in the summer.

Longevity	Benefit
Replaceable Cushions	Keep your seats looking and feeling new.

Seat Covering Options



Extensive Adjustability and Outstanding Comfort Features



* Not all options available with all seat trim levels
Ultraleather is a Registered Trademark of Ultrafabrics LLC.



T880 76 Inch Mid-Roof, 52 Inch Mid-Roof and Day Cab



KENWORTH
THE WORLD'S BEST.

T880



VERSATILE

RUGGED

PRODUCTIVE

REWARDING

A TRUCK THIS ADVANCED COULD TAKE YOU PLACES YOU'VE NEVER BEEN.

The T880 employs a suite of ingenious technologies and design features that elevate the driving experience to new heights of safety, efficiency and satisfaction. These intelligent support systems empower the driver to make better, more informed decisions, remain connected 24/7, and dial in the perfect work environment. At the end of the day, this is all about helping the driver feel less fatigued and more fulfilled.

T880

Driver Performance Technology

DRIVER PERFORMANCE CENTER

To drive a truck efficiently, you need real-time information — especially true today when drivers must track fuel, vehicle and safety systems performance on the go. But good information isn't the only thing the new Kenworth Driver Performance Center offers. The quality, clarity and visual interest of the presentation also means a lot when you're focused on the road. The 5 inch full color, high resolution screen is an industry first — and so much easier on the eyes. At a glance, it tells you everything you need to know about operating in the sweet spot between performance and efficiency. Truck diagnostics and performance indicators pop up to alert the driver. Trip details and multi-route comparisons allow them to maximize performance every day.

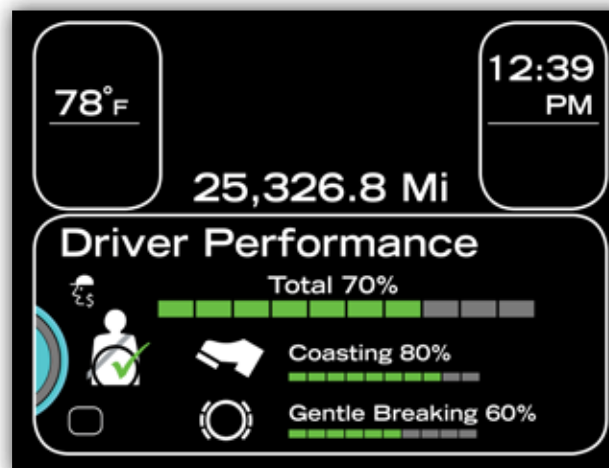
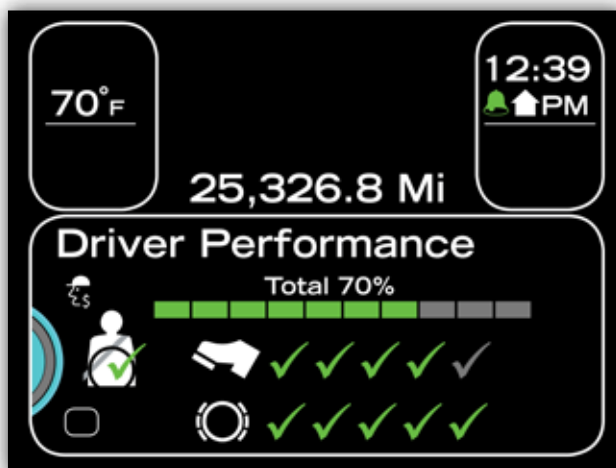




KENWORTH
THE WORLD'S BEST.

DRIVER PERFORMANCE ASSISTANT

Standard on every Kenworth with a PACCAR MX-11 or MX-13 engine, the Driver Performance Assistant module monitors and scores driving technique in real-time — encouraging behavior that supports better fuel economy and longer brake life. The system coaches improvements by showing drivers how to best optimize the truck's performance — by coasting longer, utilizing the engine brake, anticipating the road ahead and braking with less force.



T880

Connected Truck



KENWORTH
TRUCKTECH+

Running your business just became a whole lot easier, more productive, more efficient and more profitable. Introducing KENWORTH TRUCKTECH+ is an innovative new technology that helps you diagnose and solve potential problems — before they impact your operation. Standard in every new Class 8 Kenworth with a PACCAR MX-11 or MX-13 engine.



Truck in the
Field

When an engine fault code is triggered, TruckTech+ sends a notification to the fleet operations manager and to designated Kenworth dealers immediately.



Fleet
Operations

The fleet operations manager will have enough information to determine the course of action, whether to direct the driver to keep driving, or proceed to a Kenworth dealer to be serviced.



Kenworth
Dealer

Kenworth dealers will have visibility to the fault code diagnosis prior to a truck arriving in order to expedite service.



Immediate recommended action is provided to the operator through the driver performance center.



The system generates a comprehensive fault report that can be viewed online or emailed to the fleet manager.



Detailed reports are readily available on each truck currently presenting an actionable code. You can filter the information by specific chassis, severity, make, model, year it was manufactured and location.



KENWORTH
THE WORLD'S BEST.



KENWORTH NAV+ HD

Introducing NAV+ HD, an in-dash display designed specifically for life on the road. Consider it your personal assistant. With a simple touch to the high-resolution 7-inch color screen — or a spoken command — you have direct access to a full range of valuable and productive features: Truck-specific navigation, roadside assistance, vehicle data, hands-free phoning, audio controls (including satellite radio, AM/FM/CD/MP3/USB/Bluetooth), blind-spot camera inputs and the internet. NAV+ HD. Enjoy the road.



On-board navigation is becoming commonplace, but the NAV+ HD is the first system in the industry to offer optimized routes customized to your truck parameters and your load.



With Google Chrome, choose from results and suggestions that appear as you type, including your recent searches and visited websites while Autofill lets you complete forms with just one tap.



NAV+ HD makes adding a camera system quick and easy. Real-time screen views for up to four cameras are directly and instantly accessible.




Pre-loaded virtual gauges include oil temperature, transmission temperature, manifold boost, present and average fuel economy, DPF status and engine torque.



NAV+ HD audio features AM/FM/Weather bands, CD player, USB port for memory devices containing MP3 or audio files, and Bluetooth wireless audio streaming from Bluetooth enabled devices.



NAV+ HD integrates Bluetooth wireless technology with an in-cab microphone and speaker. Just pair it with your compatible Bluetooth phone and talk hands-free.



NO STEP

PACCAR

NO STEP



KENWORTH
THE WORLD'S BEST.

T880



VERSATILE

RUGGED

PRODUCTIVE

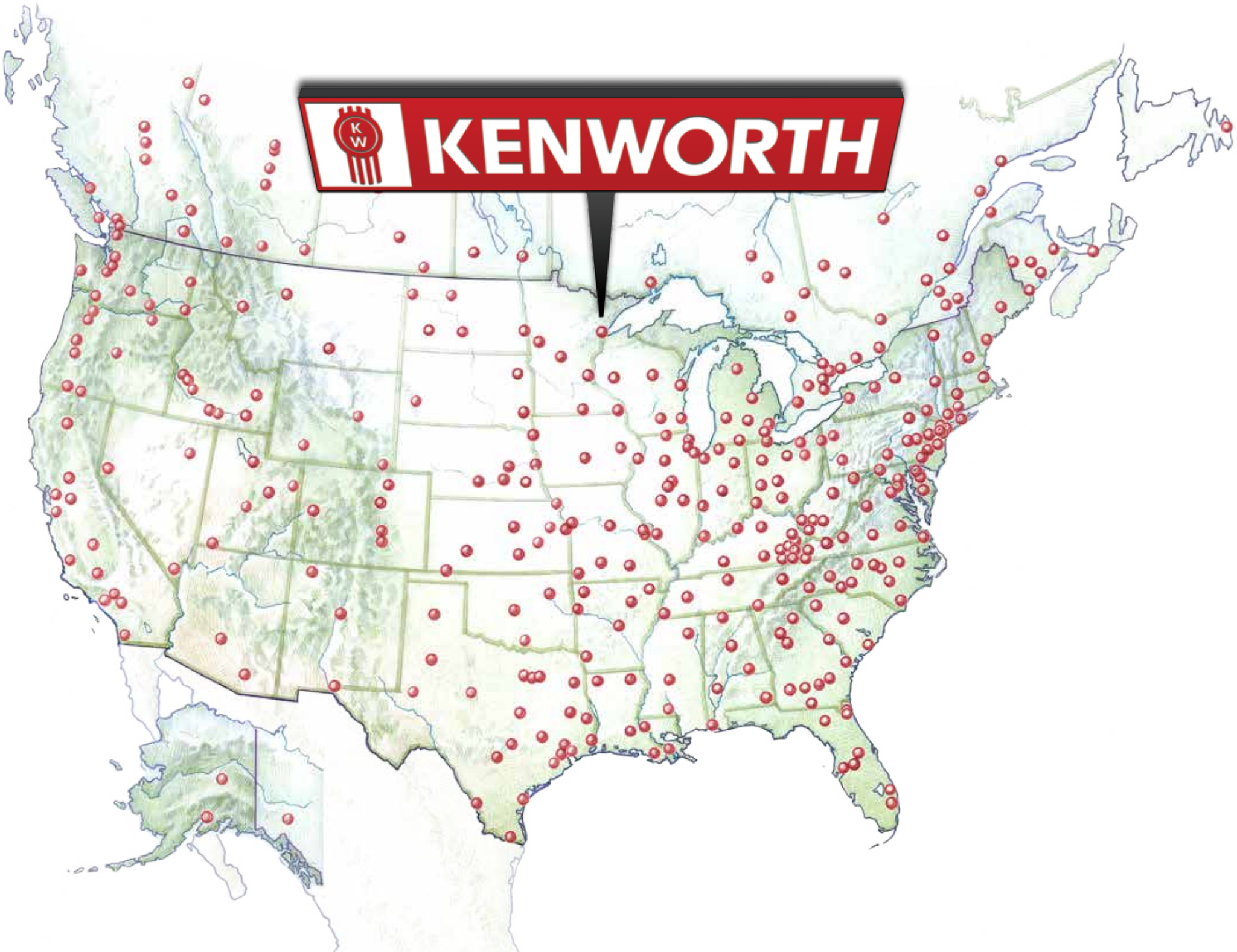
WHEN IT COMES TO MAINTENANCE, GOOD DESIGN SAVES YOU MONEY BY SAVING TIME.

Superior design and engineering helps you stay on the road logging revenue miles. That subtle distinction will make a big difference to your operation. Another reason Kenworth is such a good decision. Durable state-of-the-art materials, reliable long-lived components with less frequent service intervals and easier-to repair innovative engineering combine to make the T880 perhaps the most productive truck you've ever owned.

REWARDING



KENWORTH





T880



VERSATILE

RUGGED

PRODUCTIVE

REWARDING

**IN A 24/7 WORLD WHERE CUSTOMERS RIGHTFULLY EXPECT TO HAVE IT ALL,
YOU NEED YOUR NETWORK MORE THAN EVER BEFORE.**

We're in this together. From the moment you put your new T880 to work, Kenworth and its extensive dealer network – with over 360 locations throughout North America – are standing by. You will never be far away from expert parts and service support. Trust your Kenworth network to be there, to be smart, to have your best interests at heart and to be quick about it, whatever it is. You can find your nearest Kenworth location at www.kenworth.com/find-a-dealer.



PREMIERCARE SETS THE STANDARD FOR CUSTOMER SERVICE

When you selected your Kenworth, you chose The World's Best heavy duty truck. You deserve the same level of passion, excellence and attention to detail from those who care for it. Kenworth PremierCare is committed to increasing productivity of every truck in your fleet by offering extended hours of operation, expedited diagnostics, mobile roadside assistance and expert factory-trained technicians. PremierCare Gold Certified Dealers are certified by Kenworth and offer a complete range of PremierCare services that are all focused on maximizing uptime.



KENWORTH
THE WORLD'S BEST.



EXPRESSLANE: KNOW ALL YOUR OPTIONS – FAST.

When the unexpected happens, PremierCare ExpressLane provides an expert diagnosis and estimate of the time and cost of repair – within two hours. By knowing what to expect, you can make important decisions regarding the driver and the load faster than ever before.



PROMPT, PROFESSIONAL SERVICE YOU CAN COUNT ON

Trust factory-certified technicians with advanced engine training and immediate access to a vast inventory of quality parts to streamline your service solution. In addition, TruckTech+ professionals can help diagnose issues leveraging Kenworth's TruckTech+ before the truck arrives at the dealer.



EXPERT ASSISTANCE THAT NEVER TAKES A DAY OFF.

Kenworth PremierCare Roadside Assistance is on call 24 hours a day, 365 days a year to connect you with the help you need anywhere in North America. 1-800-KW-ASSIST puts you in touch with a highly trained Kenworth heavy truck specialist who can manage emergency service needs.



ALL THE CONVENIENCES OF A HOME OFFICE.

PremierCare Driver's Lounges offer a comfortable environment that make it easy to relax – or remain productive – for as long as your truck is in the shop. Just another way to say we appreciate your business and value your time.



T880 52 Inch Mid-Roof Sleeper



T880



VERSATILE

RUGGED

PRODUCTIVE

THE EASY CHOICE IN A TOUGH-JOB TRUCK

You're not in business to run trucks, but to profit from them. An investment in the Kenworth T880 pays off in greater fuel economy, driver satisfaction, productivity and resale value. You also gain the pure pleasure of putting your name on the door of a truck that commands attention and respect wherever it goes — an honest reflection of your commitment to excellence. Whether you purchase or lease, in the long run you will be glad you own The World's Best.

REWARDING

KENWORTH T880. IT'S THE WORLD'S BEST WAY TO GET WORK DONE.

T880

Specifications

Engine/Powertrain

- PACCAR MX-13 Engine, 12.9 Liter, 380-500 HP,
1,450 – 1,850 lb-ft of Torque
- PACCAR MX-11 Engine, 10.8 Liter, 355-430 HP,
1,250 – 1,550 lb-ft of Torque
- PACCAR PX-9 Engine, 8.9 Liter, 345-380 HP,
1,150 – 1,250 lb-ft of Torque
- Cummins ISX12 Engine, 11.9 Liter, 320-425 HP,
1,150 – 1,650 lb-ft of Torque
- Cummins ISX12-G Engine, 11.9 Liter, 320-400 HP,
1,150 – 1,450 lb-ft of Torque
- Cummins ISX15 Engine, 14.9 Liter, 450-600 HP,
1,450 – 2,050 lb-ft of Torque

Exhaust/Aftertreatment

- Horizontal Muffler/DPF/SCR and Tailpipe.....
- RH Under DPF/SCR with Side of Cab Tailpipe.....
- Horizontal Muffler DPF/SCR with Back of Sleeper Vertical Tailpipe.....
- Vertical Independent DPF/SCR with Back of Cab Single Tailpipe.....
- Small Round DEF Tank – 11 Usable Gallons.....
- Medium Round DEF Tank – 21 Usable Gallons.....
- Large Round DEF Tank – 31 Usable Gallons.....
- Polished Tank Cover and Polished Straps.....

Transmission Options

- Eaton Fuller FR016210C 10-Speed
- Eaton Fuller 9, 10, 13, 15 & 18 Speed Manual and Automated Transmissions.....
- Allison 5, 6 & 7 Speed Automatic Transmissions.....
- PTO Options: REPTO and Factory Installed Transmission Mounted PTOs.....
- Fabco and Namco Split-Shaft PTO's and Transfer Cases.....

Electrical

- Multiplex Electrical System With Centralized Power Distribution
Incorporating Plug-In Style Relays & Circuit Protection For Serviceability.....
- 12 Volt Lighting System With Circuit Protection.....
- Circuits Numbered & Color Coded.....
- Key Switch Start & Shutdown.....

Standard

Optional

Starting and Charging

- 160 Amp Alternator
- PACCAR 12 Volt Starter
- Three PACCAR Dual Purpose Batteries.....
- Two or Four PACCAR Dual Purpose Batteries.....
- Two or Three AGM Deep Cycle Batteries.....
- Maxwell ESM Ultracapacitor Starting Module.....

Frame

- Frame - 10 5/8" Steel - 120,000 psi - Heat Treated.....
- Frame - 10 3/4" Steel - 120,000 psi - Heat Treated.....
- Frame - 11 5/8" Steel - 120,000 psi - Heat Treated.....
- Single and Double Frame Inserts.....

Axle and Suspension

- Front Axles - Meritor, 12,000 lb.
- Front Axles - Meritor or Dana Spicer 12,000 to 22,000 lbs.....
- Front Springs - Taperleaf w/Shocks, 12,000 lb.
- Front Springs - Taperleaf w/Shocks, 13,200, 14,600, 16,000, 18,000,
20,000 and 22,000 lb.
- Rear Axle - Meritor, 40,000 lb. Tandem.....
- Single Rear Axles - Meritor or Dana Spicer from 16,000 to 30,000 lbs.....
- Tandem Rear Axles - Meritor or Dana Spicer, 40,000 to 52,000 lbs.....
- Tridem Rear Axles - Meritor or Dana Spicer, 69,000 and 78,000 lbs.....
- Rear Suspension - Reyco 102, 38,000 lb. Tandem.....
- Single Rear Axle Suspensions - Kenworth, Reyco, Neway and
Hendrickson with capacities from 20,000 to 31,000 lbs.....
- Tandem Rear Axle Suspensions - Kenworth, Reyco, Hendrickson,
Chalmers and Neway with capacities up to 52,000 lbs.....
- Tridem Rear Axle Suspensions - Kenworth, Hendrickson,
and Neway with capacities up to 78,000 lbs.....

Standard

Optional



KENWORTH
THE WORLD'S BEST.

Brakes

- Brakes - Air Drum
- Brakes - Air Disc
- ABS System - Bendix
- ATC and ESP available

Wheels / Tires

- Wheels - Steel 22.5"
- Tires - Bridgestone 295/75R22.5
- Bridgestone, Michelin, Goodyear and Yokohama Tires Available
- Polished and Non-Polished Alcoa Aluminum Wheels
- 24.5" Tires and Wheels

Fuel Tanks

- 24.5" Round Aluminum - 100 Gallon Capacity
- 22" Round Aluminum - 56 to 120 Gallon Capacity Under and Back of Cab
- 24.5" Round Aluminum - 60 to 150 Gallon Capacity Under and Back of Cab
- 28.5" Round Aluminum - 60 to 177 Gallon Capacity Under and Back of Cab
- Hydraulic and Split Tanks Available
- Heavy Duty 7" Fuel Tank Support/Straps
- Polished Aluminum Tanks and Polished Straps

Battery Boxes

- Steel Battery Box with Aluminum Step Cover
- Aluminum Battery Box
- Cantilever Back of Cab Battery Box
- In Cab Battery Box

Bumpers

- Steel Painted Channel Bumper
- Tapered Channel in Brushed, Polished Aluminum or Chrome Steel
- Stainless Clad Aluminum Channel Bumper
- Box Bumper - Painted or Chrome (1/4" or 3/8" Thick)

Standard

Optional

Cab / Hood / Interior

- Cab - Stamped Aluminum
- Hood - 5-Piece Metton Sloped Vocational Hood with Bolt on Fenders
- - T880 MX Hood - 116.5" BBC
- - T880 Hood - 122.5" BBC
- 40" Low-Roof Flat Top Sleeper
- 52" Mid-Roof Aerodyne Sleeper
- 76" Mid-Roof Aerodyne Sleeper
- Complex Reflector Halogen Headlamps
- Aerodynamic Breakaway Heated Mirrors
- Adjustable Telescoping Tilt Steering Column
- Standard Vantage Vinyl Headliner and Cab Back Panel
- Diamond VIT Deluxe Interior
- Kenworth GT701 High Back Driver Seat
- Kenworth GT701 High Back Toolbox Plus Rider Seat
- Kenworth GT702 High Back Driver and Rider Seats
- Kenworth GT703 Heated and Ventilated High Back Driver and Rider Seats
- Power Door Locks
- Passenger-side Electric Window
- 3-Window Back of Cab Window Option
- Full Burl Wood Dash Panels

Special Equipment & Options

- Back-up Alarm
- Daytime Running Lights
- Multi-function Engine Connector For Body Builder Interface
- Bodybuilder Harness to End of Frame
- Custom Frame Drilling and Frame Layout
- Factory Installed Transmission PTO's
 - Muncie and Chelsea
- Factory Installed Watson Chalin Lift Axles
 - 8K, 10K, 13.5K, 20K and 22K
 - Pusher and Tag Axle configurations
 - Steerable and Non-Steerable Options

Standard

Optional

HEAVY-DUTY SUPPORT WHENEVER - AND WHEREVER - YOU NEED IT

The reliability and moneymaking potential of your business relies on the dependability of your support system – another great reason to invest in a Kenworth.



Combining premium Kenworth trucks and personalized local service, PacLease provides customized full-service lease, rental and contract maintenance programs designed to meet the specific needs of customers.



For over 50 years and through all economic cycles, PACCAR Financial has been providing Kenworth owners with innovative financing solutions that can be customized to meet individual business needs.

PACCAR GENUINE PARTS

PACCAR Genuine parts are first-fit parts that keep a Kenworth as original and reliable as the day it rolled out of the factory. Keep your truck and engine well-maintained with the quality, performance and warranty delivered from PACCAR Genuine parts.



A PACCAR COMPANY

KENWORTH TRUCK COMPANY
P.O. Box 1000
Kirkland, Washington 98083-1000
(425) 828-5000

CANADIAN KENWORTH COMPANY
6711 Mississauga Road N.
Mississauga, Ontario L5N 4J8
(905) 858-7000



**Requires satellite radio subscription.*

Note: Equipment and specifications shown in this brochure are subject to change without notice. Consult with your Kenworth dealer at time of ordering for standard and optional equipment.

T880/16

© 2016 Kenworth Truck Co.